


- High Temperature and Low Light Performance
- 20 Year Warranty on Power Output at 80%
- Quick-Connect Terminals\*
- Bypass Diodes for Shadow Tolerance
- UL Listed to 600 VDC (UL)
- Meets IEC 61646 Requirements



### PERFORMANCE CHARACTERISTICS

Rated Power (Pmax): 68W  
Production Tolerance: ± 5%

### CONSTRUCTION CHARACTERISTICS

**Dimensions:** Length: 2849mm (112.1”), Width: 394mm (15.5”), Depth: 4mm (0.2”), 16mm (0.6”) including junction box.

**Weight:** 3.9 kg (8.7 lbs.).

**Output Cables:** ~2.5mm<sup>2</sup> cable with weatherproof DC rated quick-connect terminals\* 560mm (22”) length.

**By-pass Diodes:** Connected across every solar cell.

**Laminate Encapsulation:** Durable ETFE (e.g. Tefzel®) high light-transmissive polymer.

**Adhesive:** Ethylene propylene copolymer adhesive-sealant with microbial inhibitor.

**Cell Type:** 11 triple junction amorphous silicon solar cells 356 x 239mm (14” x 9.4”) connected in series.



FLEXIBLE



LIGHTWEIGHT



NO-GLASS



DURABLE



SHADOW TOLERANT



HIGH TEMP PERFORMANCE

### QUALIFICATIONS AND SAFETY

- (UL) Listed by Underwriter’s Laboratories for electrical and fire safety (Class A Max. Slope 2/12, Class B Max. Slope 3/12, and Class C Unlimited Slope fire ratings) for use in systems up to 600 VDC.

### APPLICATION CRITERION

- New or other qualified roof installations
- 16” minimum steel pan width
- PVDF Coated (Galvalume® or Zinalume® steel metal pan)
- Steel pans with flat surface (without pencil beads, stiffening ribs, or decorative stippling)
- Installation by certified installers only
- Installation temperature between 10°C - 40°C (50°F - 100°F)
- Maximum roof temperature 85°C (185°F)
- Refer to manufacturer’s installation guide for approved substrates & installation methods

### LAMINATE STANDARD CONFIGURATION

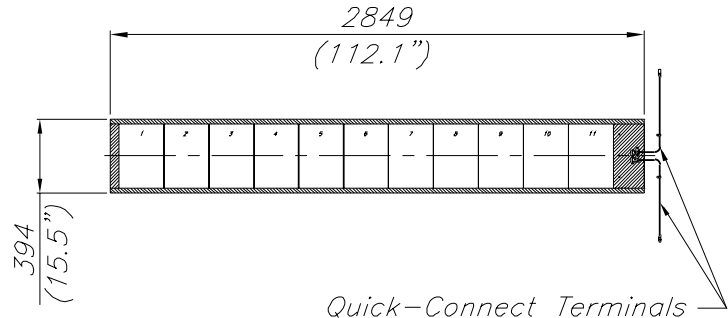
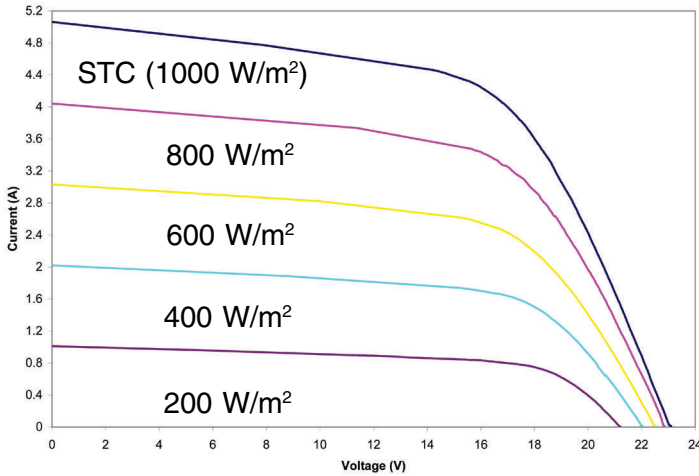
Photovoltaic laminate with potted terminal housing assembly with output cables and quick connect terminals\*.

### OPTIONAL CONFIGURATION

Photovoltaic laminate with junction box.

\* e.g., Multi-Contact (MC®) connectors.

**IV Curves at various levels of irradiance at Air Mass 1.5 and 25° C Cell Temperature**



Quick-Connect Terminals

**PVL-68**

All measurements in mm.  
Inches in parentheses.  
Tolerances Length:  $\pm 5\text{mm}$  (1/4")  
Width:  $\pm 3\text{mm}$  (1/8")

**ELECTRICAL SPECIFICATIONS: STC**

(1000 W/m<sup>2</sup>, AM 1.5, 25° C Cell Temperature)

Maximum Power (Pmax): 68 W

Voltage at Pmax (Vmp): 16.5 V

Current at Pmax (Imp): 4.1 A

Short-circuit Current (Isc): 5.1 A

Open-circuit Voltage (Voc): 23.1 V

Maximum Series Fuse Rating: 8 A

**NOCT**

(800 W/m<sup>2</sup>, AM 1.5, 1 m/sec. wind)

Maximum Power (Pmax): 53 W

Voltage at Pmax (Vmp): 15.4 V

Current at Pmax (Imp): 3.42 A

Short-circuit Current (Isc): 4.1 A

Open-circuit Voltage (Voc): 21.1 V

NOCT: 46° C

**TEMPERATURE COEFFICIENTS**

(at AM 1.5, 1000 W/m<sup>2</sup> irradiance)

Temperature Coefficient of Isc: 5.1mA/K

Temperature Coefficient of Voc: -88mV/K

Temperature Coefficient of Pmax: -143mW/K

Temperature Coefficient of Imp: 4.1mA/K

Temperature Coefficient of Vmp: -51mV/K

**NOTES:**

1. During the first 8-10 weeks of operation, electrical output exceeds specified ratings. Power output may be higher by 15%, operating voltage may be higher by 11% and operating current may be higher by 4%.
2. Electrical specifications are based on measurements performed at standard test conditions of 1000 W/m<sup>2</sup> irradiance, Air Mass 1.5, and Cell Temperature of 25°C after stabilization.
3. Actual performance may vary up to 10% from rated power due to low temperature operation, spectral and other related effects. Maximum system open-circuit voltage not to exceed 600 VDC per UL.
4. Specifications subject to change without notice.

Your **UNI-SOLAR** Distributor:



**Corporate Sales & Marketing Office:**

**United Solar Ovonic LLC**

3800 Lapeer Rd.  
Auburn Hills, MI 48326 USA  
Tel: 248.475.0100  
Toll Free: 800.843.3892  
Fax: 248.364.0510  
Email: info@uni-solar.com

**North American Sales Office:**

**United Solar Ovonic LLC**

8920 Kenamar Dr., Suite 205  
San Diego, CA 92121 USA  
Tel: 858.530.8586  
Toll Free: 800.397.2083  
Fax: 858.530.8686  
Email: westerninfo@uni-solar.com

**European Office:**

**United Solar Ovonic Europe GmbH**

Dennewartstrasse 25-27  
D-52068 Aachen — GERMANY  
Tel: +49.241.9631131  
Fax: +49.241.9631138  
Email: europeinfo@uni-solar.com